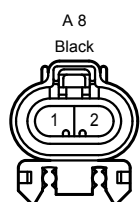
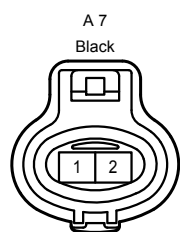
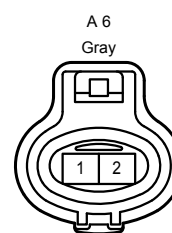
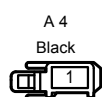
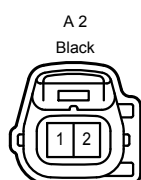
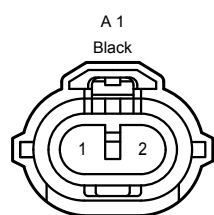
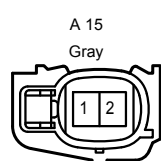
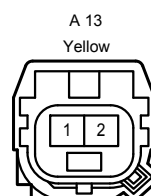
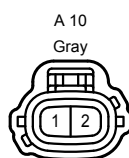


- A 1 Fog Lamp (Front LH)
- A 2 Ambient Temp. Sensor
- A 4 Horn (Low)
- A 5 Engine Hood Courtesy SW
- A 6 A/C Condenser Fan Motor
- A 7 Radiator Fan Motor
- A 8 Headlamp (LH High)
- A 10 Turn Signal Lamp (Front LH)
- A 13 Airbag Sensor (Front LH)
- A 14 Speed Sensor (Front LH)
- A 15 Turn Signal Lamp (Front Side LH)
- A 16 Brake Fluid Level Warning SW
- A 23 Security Horn
- A 24 Engine ECU
- A 25 Skid Control ECU with Actuator
- A 26 Skid Control ECU with Actuator
- A 27 A/C Pressure Sensor
- A 28 Airbag Sensor (Front RH)
- A 29 Headlamp (RH High)
- A 31 Turn Signal Lamp (Front RH)
- A 34 Fog Lamp (Front RH)
- A 35 Speed Sensor (Front RH)
- A 36 Turn Signal Lamp (Front Side RH)
- A 37 Windshield Washer Motor
- A 43 Junction Connector
- A 44 Junction Connector
- A 48 Wireless Door Lock Buzzer
- A 59 Windshield Wiper Motor
- A 75 Headlamp Assembly (LH)
- A 76 Headlamp Assembly (RH)

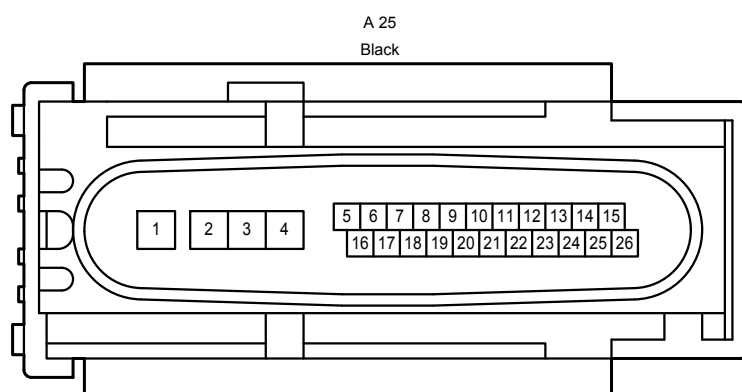
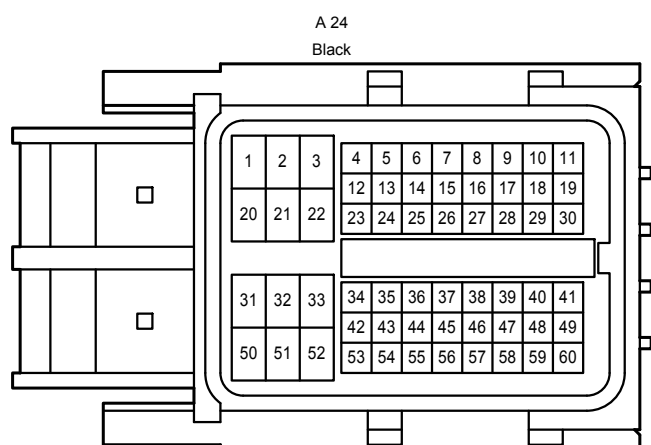
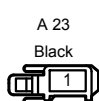
Position of Parts in Engine Compartment <RHD 2AZ-FE>



(Except HID Type)



(2AZ-FE)



Position of Parts in Engine Compartment <RHD 2AZ-FE>

